

RIDE SAFELY!



TOMMY

Contact us for more information about Bike Right or to schedule a FREE on-bike lesson or classroom presentation for your group or organization TODAY!

 **TransOptions**

2 Ridgedale Avenue, Suite 200
Cedar Knolls, NJ 07927
973-267-7600
info@TransOptions.org


KIDS

bike

right



RIDE WITH CONFIDENCE
WWW.TRANSOPTIONS.ORG



ACTIVITY
BOOK

Grades Kindergarten - 1st



A bicycle is not a toy...
It's a vehicle!

To be a smart bike rider you need to follow the rules of the road. That is why it is important that you go over the list below with your parents to make sure your bike keeps to NJ bike law

- A white headlight & red tail light**
- A rear red reflector**
- A bell or audible device**
- Brakes that can make wheels skid**

Kids under 17 must wear a helmet!

REMEMBER parents may be held responsible for the child's violation of any traffic law!



Tommy wants a new helmet.
Help him design a new one!
Color the helmet below...





Help Tommy find the bike safety words! Find the words below in the jumble then circle them.

RED

GREEN

YELLOW

BIKE

STOP

HELMET

H X S T O P

E D A V L Y

L S R E D E


M W O T Z L

E B I K E L


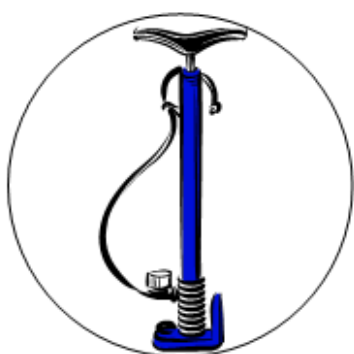
T D V P Q O

G R E E N W

Tommy the Turtle wants to go for a bike ride but first he needs his helmet. Help Murray get his helmet!



Help Tommy check his bike gear before he goes out for a ride. Draw a line to match the items on the left with the correct item on the right.





Color the traffic signal using the correct color seen on out on the road!

STOP

SLOW

GO